

Foundation Programme  
in Literacy, Numeracy and Skills  
(FPLNS)

मराठी

**MARATHI**

**GRADE 7**

Student's Workbook

Theme 5: Music and Entertainment  
**Instruments**

---

MAHATMA GANDHI INSTITUTE  
under the aegis of  
MINISTRY OF EDUCATION AND HUMAN RESOURCE  
Republic of Mauritius

2026







# Table of content

<b>Guide to Educators .....</b>	<b>ii</b>
<b>Activity 1: Listen and repeat the song.....</b>	<b>1</b>
<b>Activity 2: Identify, spell and read.....</b>	<b>2</b>
<b>Activity 3: Cut and paste.....</b>	<b>3-6</b>
<b>Activity 4: Spell and trace the words.....</b>	<b>7</b>
<b>Activity 5: Read and copy the words.....</b>	<b>8</b>
<b>Activity 6: Matching.....</b>	<b>9</b>
<b>Activity 7: Word decoding.....</b>	<b>10</b>
<b>Activity 8: Word formation.....</b>	<b>11</b>
<b>Activity 9: Choose the correct alphabet.....</b>	<b>12</b>
<b>Activity 10: Fill in the blank.....</b>	<b>13</b>
<b>Activity 11: Encircle and write the correct word.....</b>	<b>14</b>
<b>Activity 12: Tick the correct word.....</b>	<b>15</b>
<b>Activity 13: Write the correct word.....</b>	<b>16</b>
<b>Activity 14: Dot to dot drawing and colouring.....</b>	<b>17</b>
<b>Activity 15: Word search puzzle.....</b>	<b>18</b>
<b>Activity 16: Picture description and oral questions.....</b>	<b>19-20</b>

# Guide to Educators

## Learning Outcomes

- Recognise different musical instruments (flute / veena / tabla / guitar / manjira and lezim).
- Understand the basic words related to music and entertainment.
- Read simple sentences with correct pronunciation and intonation.
- Produce simple sentences correctly.

## Additional Resources

- Use pictures, flashcards and videos to illustrate each musical instrument.
- Create a visual chart and vocabulary words to display in the classroom.

## Activities

- Listen and repeat.
- Identify, spell and read.
- Cut and paste.
- Spell and trace the words.
- Read and copy the words.
- Matching.
- Word decoding.
- Word formation.
- Choose the correct alphabets.
- Fill in the blanks.
- Choose and write the correct word.
- Tick the correct words.
- Write the correct word.
- Dot to dot drawing and colouring.
- Word search puzzle.
- Picture description and oral questions.

## Portfolio Assessment

- Skills-based assessments.

## Activity 1: Listen and repeat.

### Listening and Singing Activities:

- The Educator reads the lyrics aloud.
- The Educator plays the song.
- The students listen and repeat the song.
- The Educator introduces the following action verbs:
  - To sing - गाणे
  - To dance - नाचणे

ए आई मला पावसात जाऊ दे

ए आई मला पावसात जाऊ दे  
एकदाच गं भिजुनी मला चिंब चिंब होऊ दे

मेघ कसे बघ गडगड करिती  
वीजा नभातून मला खुणाविती  
त्यांच्यासंगे अंगणात मज खूप खूप नाचू दे

बदकांचा बघ थवा नाचतो  
बेडुक दादा हाक मारतो  
पाण्यामधुनी त्यांचा मजला पाठलाग करू दे

धारेखाली उभा राहुनी  
पायाने मी उडविन पाणी  
ताप-खोकला-शिका सर्दी, वाटेल ते होऊ दे

वंदना विटणकर

The Educator may access the audio-visual version of the above poem/song through this link:

<https://youtu.be/EJaxueaQwM4?si=utE5r10B-Yg8fvh6>

## Activity 2: Identify, spell and read aloud.

### Reading and Speaking Activities:

- The Educator reads the words aloud.
- The students identify the words through pictures.
- The students spell and read aloud the name of each musical instrument.



बासरी



वीणा



तबला



लेझीम



मंजिरा



गिटार

### Activity 3: Cut and paste.




#### Reading and Hands-on Activities:

- The students study the table below under the guidance of the Educator.
- The students cut the pictures of the musical instruments on page 4 and paste them to the corresponding numbers on the clock on next page.

वाद्य	अंक
बासरी	6
वीणा	2
गिटार	10
लेझीम	8
तबला	4
मंजिरा	12







#### Activity 4: Spell and trace the words.



##### Reading and Writing Activities:

- The Educator spells the words aloud.
- The students read and trace the words.

बासरी बासरी बासरी बासरी बासरी बासरी

वीणा वीणा वीणा वीणा वीणा वीणा

तबला तबला तबला तबला तबला तबला

गिटार गिटार गिटार गिटार गिटार गिटार

मंजिरा मंजिरा मंजिरा मंजिरा मंजिरा मंजिरा

लेझीम लेझीम लेझीम लेझीम लेझीम लेझीम

## Activity 5: Read and copy the words.



### Reading and Writing Activities:

- The Educator reads the words aloud.
- The students read and copy the words five times.

बासरी .....

वीणा .....

तबला .....

गिटार .....

मंजिरा.....

लेझीम .....

## Activity 6: Matching.



### Reading Activity:

The students:

- match the pictures with the corresponding words.
- read aloud the name of each musical instrument repeatedly under the guidance of the Educator.



तबला



लेझीम



बासरी



मंजिरा



वीणा



गिटार

## Activity 7: Word decoding.

### Reading and Writing Activities:

The students:

- look at the pictures and read the words aloud under the guidance of the Educator.
- decode the given words and write the letters.



बासरी → बा + स + री



वीणा → ..... + .....



तबला → ..... + ..... + .....



मंजिरा → ..... + ..... + .....



लेझीम → ..... + ..... + .....



गिटार → ..... + ..... + .....

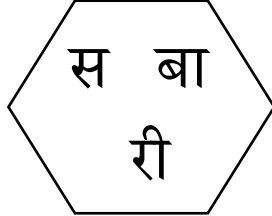
## Activity 8: Word formation.

### Reading and Writing Activities:

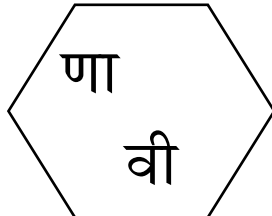
The students:

- pronounce the letters.
- rearrange the letters and write the correct word for each picture.
- read the words aloud.

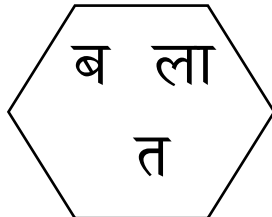
.....



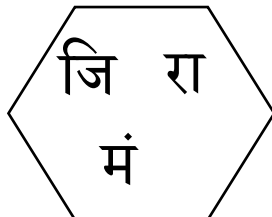
.....



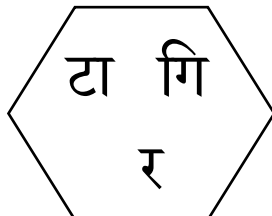
.....



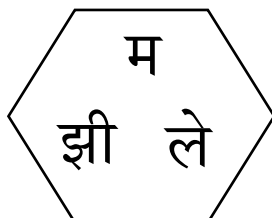
.....



.....



.....



## Activity 9: Choose the correct alphabets.

### Reading and Writing Activities:

The students:

- choose the correct alphabets from the brackets and fill in the blanks.
- read the words aloud under the guidance of the Educator.

१. -----णा (वी, वि)

२. -----बला (त, ट)

३. गि----र (ता, टा)

४. बा----री (श, स)

५. लेझी---- (न, म)

६. मं-----रा (झि, जि)

## Activity 10: Fill in the blanks.

### Reading and Writing Activities:

- The students look at the pictures and write the missing alphabets in the blank space.



बा-----री



वी-----



त-----ला



मंजि-----



गिटा-----



-----झीम

## Activity 11: Encircle and write the correct word.



### Reading and Writing Activities:

- The Educator reads each sentence aloud.
- The students repeat the sentences.
- The students encircle the correct word in the brackets and write it in the blank space.

१. ही आजोबांची ----- आहे. (विणा, वीना, वीणा)
२. ही मामांची ----- आहे. (लेझीम, लझिम, लेजिम)
३. हा मावसांचा ----- आहे. ( तबला, ताबला, टबला)
४. हा आजीचा ----- आहे. (मांजिरा, मंजिर, मंजिरा)
५. हे दादाचे ----- आहे. (गितार, गिटार, घिटार)
६. ही गुरुजींची ----- आहे. (बासुरी, बासरी, बासूरी)

## Activity 12: Tick the correct word.

### Reading and Writing Activities:

- The students tick the correct word corresponding to the picture and read aloud the word repeatedly.



बासरी

गिटार



बासरी

वीणा



तबला

लेझिम



मंजिरा

गिटार



लेझिम

तबला



वीणा

मंजिरा

### Activity 13: Write the correct word.

#### Reading and Writing Activities:

The students:

- write the correct words that correspond to the pictures.
- read aloud the sentences.

(बासरी, वीणा, तबला, गिटार, मंजिरा, लेझीम)



ही तुमची ----- आहे.



ही त्यांची ----- आहे.



हे आमचे ----- आहे.



हा माझा ----- आहे.



ही तुझी ----- आहे.



हा त्याचा ----- आहे.

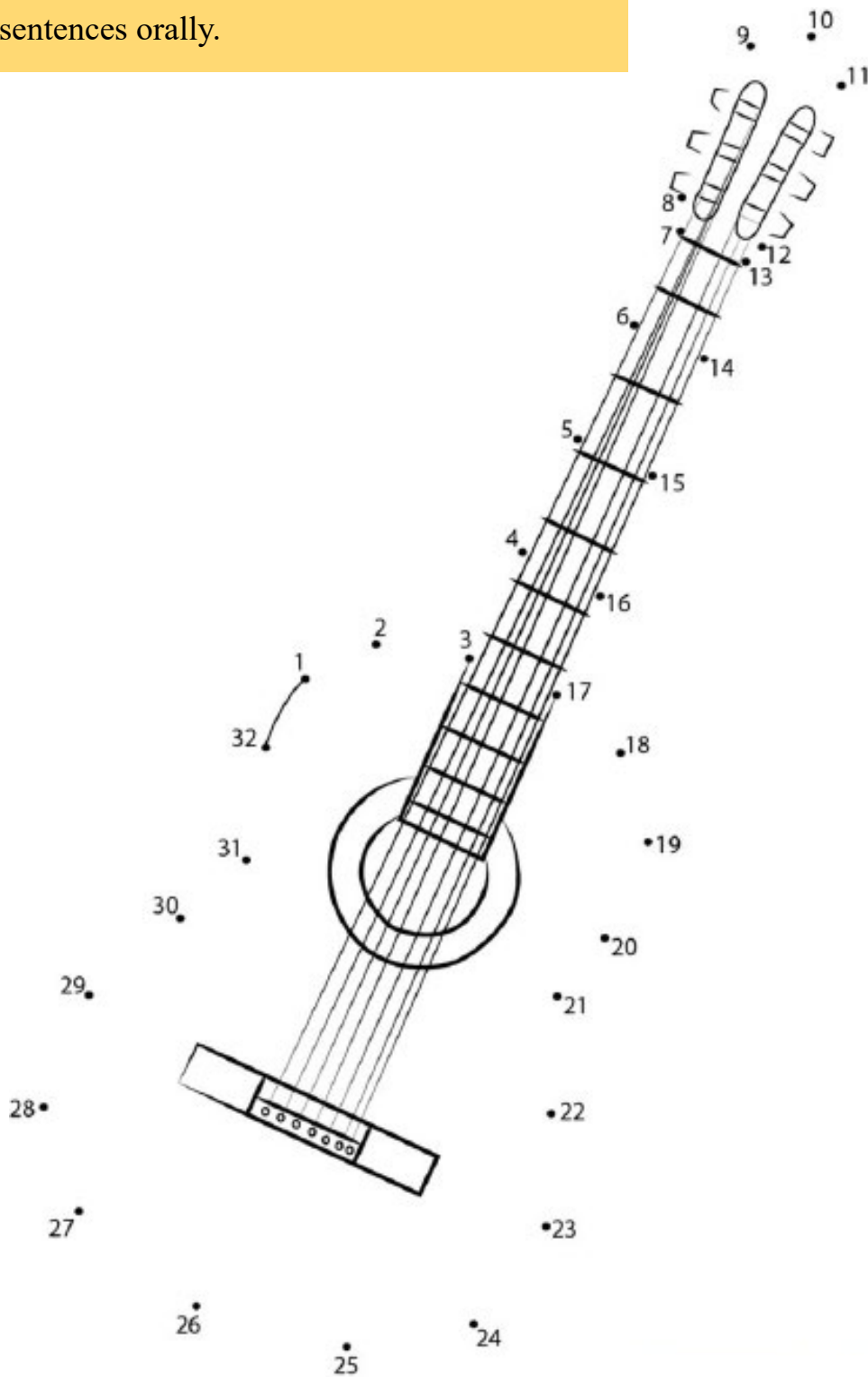
## Activity 14: Dot-to-dot drawing and colouring.



### Writing and Speaking Activities:

The students:

- join the dots and colour the picture.
- write the name of the musical instrument.
- form sentences orally.



## Activity 15: Word Search Puzzle.



### Reading and Writing Activities:

- The Educator read the given words aloud and the students repeat.
- The students find the listed words hidden within the grid; the words can be found horizontally, vertically or diagonally.

(गिटार, तबला, लेझीम, बासरी, वीणा, मंजिरा)

मं	ण	ली	ब	ण	वि	म	र
व	जि	णा	अ	र	झ	ग	ण
ल	श	रा	ते	बा	स	री	व
ब	ग	इ	टी	वी	णा	म	न
म	ब	मी	ण	जि	र	गि	ठ
झी	णी	ब	ल	अ	ज	टा	म
ले	र	त	ब	ला	क	र	च

Activity 16: Picture description and oral questions.



## Activity 16: Picture description and oral questions.

### Listening and Speaking Activities:

The Educator:

- guides the students to observe the given picture.
- uses prompts to help the students to describe the picture.

### Questions

१. चित्रात तुम्हाला काय दिसते?
२. वाद्यांची नावे सांगा.
३. तुम्हाला गाणे गायला आवडते का?
४. तुम्हाला नाचायला आवडते का?
५. तुम्हाला कोणते वाद्य सर्वात जास्त आवडते?
६. तुम्हाला ते वाजवता येते का?
७. तुम्ही ते वाद्य कोठे वाजवले ?